



HOW TO USE THE GRAYBAR AMPLIFIED HANDSET





VOLUME CONTROL HANDSET OPERATING INSTRUCTIONS


Adjust the volume control wheel until you hear the calling party's voice clearly.

Rotating the control in the direction of the arrow will increase the loudness of the calling party's voice.

The numbers on the volume control wheel will assist you in remembering the setting which best suits your listening requirements. Once a satisfactory setting is found it should be unnecessary to readjust the volume.

The receiver should be kept close to your ear and the volume control adjusted to the lowest setting for comfortable listening, to avoid echo or whistling noises.

The volume control should be set at "1" for normal telephone listening volume.



Manufactured by Allen Tel Products, Inc.