



Teaching with TECHNOLOGY NEWS



[Events & Learning Opportunities](#)

[Tips and Tricks](#)

[Governance News](#)

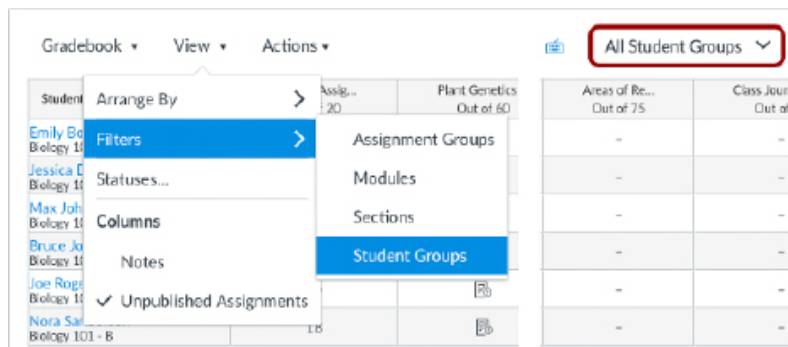
[Q & A](#)

Need to know

Canvas Updates

Canvas releases updates to the learning management system each month. A significant improvement made this month was the ability to filter by student groups in Speedgrader.

For instructors who use the New Gradebook and have groups set up in their course site, Canvas has released a new feature that makes grading for larger enrollment courses more manageable.



SpeedGrader can now be filtered by student groups via an option in course settings. With this feature enabled, when instructors access submissions through the New Gradebook or through the assignment details page, the Speedgrader will only load the submissions the group they select.

Please note: this is not available for submissions accessed via the Dashboard, Discussions, or standard Quizzes. For complete [Canvas releases for September 21, 2019](#) visit the Canvas Community website.

Spotlight

Kaltura closed-captioning upgrade



On August 13, Kaltura completed an upgrade on the [closed captions editor](#), enabling all newly uploaded content to receive significantly improved auto-generated captions! Aside from making your videos more accessible, a major benefit of closed captions is that they are searchable by all learners, making it easier to locate specific content for review.

Items to note:

- Content in Kaltura that received auto-

Update your Lynda.com links to LinkedIn Learning

Over the summer, the U of M's Lynda.com account transitioned to [LinkedIn Learning](#). University faculty, students, and staff can continue to access the same great content that was on Lynda.com at no charge through [LinkedIn Learning](#).

However, if you have linked to Lynda.com content on any of your course pages, departmental web, or print materials, **you will need to update your Lynda.com URLs to LinkedIn Learning URLs before December 12**. If you have linked to specific videos within a course, you may want to update those right away since they now take the learner to the beginning of the course. See instructions for [creating a direct link for a LinkedIn Learning course or video](#).

Moodle Sunset



As of October 1, 2019 Moodle is no longer available for instruction. Below is a list of Moodle versions and their status of access beyond that date:

- Moodle 3.2 will require being on campus or using VPN
- Moodle 3.2 mobile web services will be disabled
- Moodle 2.4 will be turned off

generated captions before August 13, 2019 will retain existing captions; you can [request captions through the new process for older videos](#) in Kaltura.

- Auto-generated captions from any service are less than 100% accurate. To meet [Accessibility of Information Technology policy](#), these draft captions need human proofreading to correct misinterpreted words, missing punctuation, etc.

Captions should be included with all pre-recorded video content. This improves the playback experience for your audience in a variety of contexts and situations.

Who uses captions? [A 2017 survey by 3PlayMedia](#) found that 98% of users surveyed watched videos with captions!

Kaltura is the cloud-based media management platform available to all University faculty, staff, and students and is accessible through [Canvas](#) and [Kaltura MediaSpace](#).

Events & Learning Opportunities

[Oct 22] Learning Analytics Meet Up - Canvas Learning Data and Analytics Foundations Webinar

The Learning Analytics Meet Up is a group of faculty, instructors, researchers, and academic support staff exploring the potential of data-driven teaching and learning support. To receive information about future events, join the [Learning Analytics Meet Up Google Group](#).

October 22, 1 - 2:30 p.m.

Faculty, instructors, researchers, and academic support professionals are invited to attend this 90-minute webinar that provides engaging information about:

- current trends in learning analytics, their impact on higher education; and how they inform our efforts here at the University of Minnesota.
- the tools available in Canvas that enable access to data.
- potential insights we might gain from learning data.
- ways in which we might act on the insights learning data provides to support learning.

No preparation is required. [Enroll in the Canvas Learning Data and Analytics Foundations webinar](#) to receive the link to join.

[Sept 27] Zoom Open Lab

This session begins with an introduction to Zoom, the University's online video conferencing system. After the presentation and Q&A, there will be time for participants to explore Zoom's features. Friday, September 27, 9:30 - 11 a.m., HHH50a. [Enroll now in the Zoom Open Lab](#)

[Oct. 10] Inclusive Design 24

Inclusive Design 24 (#id24) is a free 24-hour online event for the global community. It celebrates inclusive design and shares knowledge and ideas from analogue to digital, from design to development, from planners to practitioners, and everything and everyone in between. [Join online on October 10](#)

[Oct. 10] Academic Technology informal Community of Practice - Online Meeting

This group meets online monthly to discuss academic technologies available at the University and good practices to implement them in teaching and learning. The group meets the second Thursday of the month at 1 pm. All are welcome to [join the group](#). The next meeting will be held on Thursday, October 10 at 1 p.m. [Online Zoom link](#)

[Oct. 17, Nov. 13, Dec. 10] Design Challenges - Webinar

This fall Academic Technology Support Services is offering monthly webinars that address teaching and learning design challenges for online courses.

- October 17, 2019 11 a.m. - noon:
[Online Peer Review: Engaging and Balanced Assessments](#)
- November 13, 2019 11 a.m. - noon:
[Choose Accessible Learning Content \(CALC\)](#)
- December 10, 2019 11 a.m. - noon:
[Using Media in Course Development](#)

[Oct. 28 - Nov 1] Canvas: Facilitate Groups and Collaborative Work

This workshop explores Canvas Groups, a feature which allows instructors to facilitate group work in a space dedicated to each group within the Canvas environment. Learn how to:

- create and facilitate groups as an instructor
- experience group work from the student perspective
- work with a group to complete and deliver a team project.

Sign up for the next session Oct. 28 - Nov. 1

Self-Paced Canvas Training


Canvas online training opportunities are now fully self-paced, online. These sessions are always open to begin at any time and completed at your own pace. Participants still get instructor interaction and feedback on completed activities,

- [Begin with Design and Navigation Decisions](#) (Discover Canvas Series #1)
- [Create and Organize Content and Assessment](#) (Discover Canvas Series #2)
- [Assess Student Progress](#) (Discover Canvas Series #3)
- [Canvas: Integrate Media with Kaltura](#)

Book an Online Consultation

Instructional designers and academic technologists from ATSS are available to consult with faculty and staff to integrate technology into teaching and learning. [Book an online consultation](#)

Canvas Support



Canvas support is always just a click away. When you are signed into Canvas, use the “Help” button in the maroon global navigation menu on the left. This button gives you quick access to email, voice, or chat support. In addition, you can email Canvas@umn.edu with questions. We’re here to help!

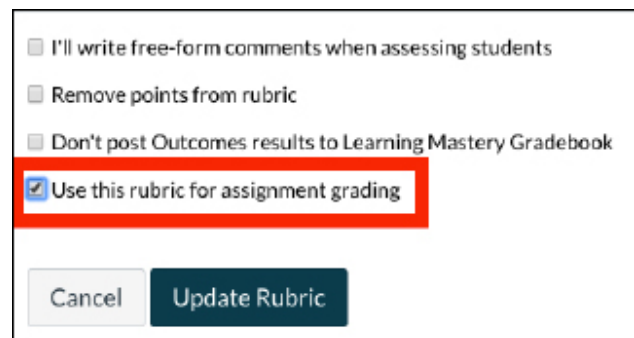
Tips and Tricks

Using rubrics for assignment grading

You'd think that once you create a rubric and attach it to an assignment, it would populate the grade field in the SpeedGrader--right? Wrong! After you create your rubric and attach it to its assignment(s), you still have to edit the rubric to enable the checkbox "Use this rubric for assignment grading."

Two valuable Canvas Guides that can assist you in using rubrics for assignment grading:

- [How do I use a rubric to grade submissions in SpeedGrader?](#)
- [How do I add a rubric to an assignment?](#)



I'll write free-form comments when assessing students

Remove points from rubric

Don't post Outcomes results to Learning Mastery Gradebook

Use this rubric for assignment grading

Cancel Update Rubric

Student Enrollment in Manually Created Sections

Students who drop a course on or after the first class meeting are marked as ‘Inactive’ in Canvas. If the instructor has enrolled the student in manually created sections using the [Section Enrollment tool](#) , a student who is “inactive” must be manually unenrolled from that section before they are truly inactive. These students will continue to have access to the course and

receive course notifications until they are removed from the manual section. [Read how to identify and remove students who need to be taken out of manually enrolled sections.](#)

Governance News

Digital Learning Operational Governance group (DiaLOG) Updates

DiaLOG.umn.edu

Learning Analytics Group

The analytics group is working on the implementation of the MyLA pilot (an initiative of our Unizin/Big10 peers at the University of Michigan). So far, there will be 8 classes in the pilot, representing 4 colleges and more than 2,000 students.

Learning Tools Group

The tools group is talking about the University community's priorities and process for influencing Canvas development. The group is also focused on the best way to determine what sorts of augmentation to Canvas functionality are the top priorities at this time. The group continues to refine the tool-vetting process and move forward on requests from the larger University community. You can [request or view the status of requested Learning Tools](#).

Learning Platform Group

The platform group is working with OIT to discuss and develop workflows and processes to follow when a scenario arises that requires more immediate response/input from the governance group/s. The platform group is also talking about the University community's priorities/process for influencing Canvas features and functionality.

Q & A

Is Canvas HIPAA Compliant?

To our knowledge, no enterprise LMS, including Canvas is HIPAA compliant. A Canvas Customer Success Manager has confirmed that they do not have BAA agreements in place with clients. Therefore, the recommendation is that PHI content should not be uploaded to Canvas. Instead, Canvas should link out to PHI content stored in a [secure option](#).

Read this message [on the web](#).

