



Teaching with TECHNOLOGY NEWS



NOVEMBER / DECEMBER 2020

[Tips and Tricks](#)

[Engagement & Learning Opportunities](#)

[Online Resources](#)

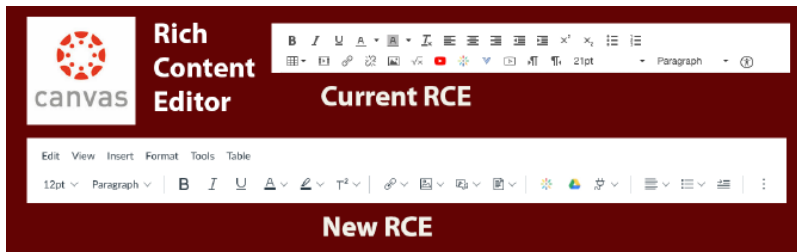
Need to know

End of Semester Checklist

As the semester winds down, review the steps to [Prepare to Submit Final Grades](#). The steps outlined in this guide will ensure your final grades are sent correctly and recorded in PeopleSoft.

New Canvas Rich Content Editor (RCE)


Starting Jan. 4, 2021, Canvas will feature a new Rich Content Editor (RCE). The RCE is the interface you use to format text and place media on pages, assignments, discussions, etc. Its streamlined look and re-organized buttons will catch your eye, but we anticipate you'll have no difficulty using it. See next month's newsletter for details.



Canvas New Quizzes and Respondus Lockdown Browser

Instructors can now use Repondus Lockdown Browser with Canvas' New Quizzes. Students will need to use the [most](#)

Spotlight



What you need to know about the updated Canvas Gradebook

Spring Semester 2020, Canvas updated the Gradebook. To learn how to support instructors in their use of the Gradebook tool, ATSS and partners conducted usability testing. We learned that there are a few areas where the tool can be difficult to use and unintuitive. Learn ["What Instructors Need to Know about the Updated Canvas Gradebook."](#)

[recent version of LockDown Browser](#) (version 2.0.6.09 for Mac and Windows and Version 8.5 for the iPad) in order to access the Quiz.

Delete old Zoom cloud recordings

The University of Minnesota has limited Zoom cloud capacity. Your Zoom class recordings contain student data and use significant storage space. Please [Delete Zoom recordings](#) associated with completed courses that you do not intend to re-use.

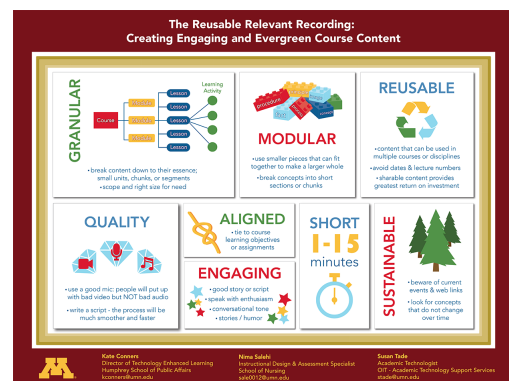
Join us for a 60-minute Gradebook Workshop

To learn to hide grades, use the Speedgrader, and about connections between assessments and the Gradebook, [register for the Build-your-course: Gradebook workshop](#) scheduled for Dec. 1 at 11 a.m.

Tips and Tricks

Streamline your process for creating and sharing course videos

Creating videos for courses is time intensive and the process of creating, publishing and sharing your media with students can be overwhelming. Kaltura is integrated with Canvas and allows instructors to easily upload and share video content. To improve the experience for you and your students, learn how to optimize your environment and [streamline your process for creating and sharing course videos](#).



Engagement & Learning Opportunities

Teaching with Technology Retreat | 9 a.m. to noon, M-F, Jan 4 - 15

Are you interested in making revisions to your spring course, but are not sure where to start? Would you like to get feedback and share your ideas with other UMN instructors? Join us for the [Teaching with Technology Retreat!](#) Informed by the [UMN Guidelines for Online Teaching and Design](#), our academic technology consultants will be on hand to help you enhance your course syllabus and Canvas site. See each day's topics below:

- Enhance and Update your Syllabus
- Use your Course Syllabus to Organize your Canvas Site
- Create (or Revise) Online Assessments & Assignments
- Engaging Online Community & Communication
- Multimedia Content (asynchronous and synchronous content and interactions)

[Register for one or more days of the Teaching with Technology Retreat.](#)



Canvas Clinic Thursday, Jan. 7, 1 - 4 p.m

Get personalized help setting up your Canvas courses for the Spring 2021 semester from the comfort of your own home. The Canvas Clinic is an opportunity for faculty and instructors systemwide to get hands-on support and

consultation as they work on Canvas course sites.

Please register

This year, we are asking all interested participants to [register for the Canvas Clinic](#) that will be held on Thursday, Jan. 7, 1 - 4 p.m.

Upcoming Academic Technology Support Services (ATSS) Offerings

Build your course: Gradebook

Dec. 1, 11 a.m.

This workshop will focus on aligning the Canvas Gradebook with your syllabus. [Register for Build Your Course: Gradebook.](#)

Canvas Essentials

Jan. 6, 1 p.m., Jan. 12, 3 p.m.

In this session, we will review the Canvas interface, tools, features, and explore design decisions in Canvas that impact the ease of use and navigation. [Register for Canvas Essentials.](#)

Choose Accessible Learning Content

Jan. 20, 1:00 pm

As you are building or reviewing your online Canvas, consider accessibility or Universal Design. Being intentional and choosing to make your course accessible minimizes barriers to learning, reduces the need for individual accommodations, and helps to ensure that all students have an equal opportunity to succeed. [Register for Choose Accessible Learning Content \(CALC\).](#)

10 things students want their instructors to know about Canvas

Jan. 28, 10:30 a.m.

Students are continuously in Canvas. UMN student focus groups reveal insights on what you can do in your Canvas course site that can help them succeed. [Register for 10 things webinar.](#)

Online Resources

Self-help guides offer step-by-step instructions and extra guidance to help you complete your tasks.

- [Canvas: Assess and Grade Student Work](#)
- [Design Tools for Canvas: Create a Course Homepage Using a Design Tools Template](#)
- [Zoom: Teach, Meet, and Learn with Zoom](#)

Video Resources

- [Zoom Tutorial Videos](#)
- [Smartphone Video Tips](#)
- [Teaching with Technology \(recorded\) webinars](#)

Read this message [on the web](#).



[YouTube Channel](#)



[Request a consultation](#)

This email was sent to all Teaching with Technology News subscribers by IT Communications, 101 Pleasant St SE, Room 203, Minneapolis, MN, 55455, USA. The University of Minnesota is an equal opportunity educator and employer.

[subscribe to this newsletter](#) | [unsubscribe from this list](#) | [mass email privacy statement](#)