




# Teaching with TECHNOLOGY NEWS



[Tips and Tricks](#)

[Engagement & Learning Opportunities](#)

[Events](#)

## Need to know



### New Canvas Learning Tool Integrations (LTI)

The following [learning tools \(LTI's\)](#) requested by the UMN community are now available in Canvas to provide more tools to support your teaching.

#### Available Systemwide for Spring 2020

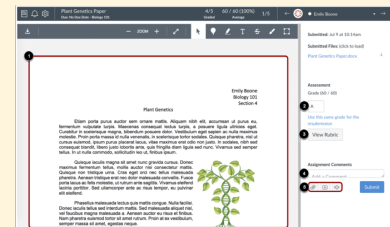
- [WileyPLUS NextGenx Gen](#) is a tool for loading, sequencing, and managing access to specialized learning content in Canvas course sites.
- [ChimeIn](#) is a student response (clicker) tool first launched in 2009 as a free alternative to hardware clickers, with more advanced functionality. A new version integrates with Canvas and includes new features.

#### Available to Duluth, Crookston, and Twin Cities for Spring 2020

Libapps is available to the Duluth, Crookston, and Twin Cities subaccounts this spring. This new LTI makes it easier to integrate library subject and resource guides into

## Spotlight

### SpeedGrader



UMN instructors have reported that when they use Speedgrader in Canvas, grading takes about half the time!

With Speedgrader, Instructors can complete the following tasks all in one interface:

- Open your students' assignments directly in Canvas
- View applicable assignment rubrics
- Assign grades
- Leave written comments
- Move easily through your class roster during the grading process

[Learn how to use Speedgrader](#) in your

Canvas courses. Look for the "Library Subject Guides" or "Library Research Guides" under the "External Tools" menu when adding a new module, or the new "Library Subject Guides" WYSIWYG button when editing Pages. Questions? Please contact Shane Nackerud at [snackeru@umn.edu](mailto:snackeru@umn.edu).

courses.

## Canvas November Release Highlights



[Instructure](#) releases updates to Canvas monthly. See the [complete list of Canvas updates released on December 21](#). The next Canvas release will be January 18, 2020. Highlighted below is one of December's updates.

### Global Announcement Notification

#### Option

Notification Preferences

Notify me right away     Send daily summary     Send weekly summary     Do not send me anything

Alerts	<input checked="" type="checkbox"/>	<input type="checkbox"/>	<input type="checkbox"/>	<input type="checkbox"/>	<input checked="" type="checkbox"/>
Administrative Notifications	<input checked="" type="checkbox"/>	<input type="checkbox"/>	<input type="checkbox"/>	<input checked="" type="checkbox"/>	<input checked="" type="checkbox"/>
Content Link Error	<input checked="" type="checkbox"/>	<input type="checkbox"/>	<input type="checkbox"/>	<input checked="" type="checkbox"/>	<input checked="" type="checkbox"/>
Global Announcements	<input checked="" type="checkbox"/>	<input type="checkbox"/>	<input type="checkbox"/>	<input checked="" type="checkbox"/>	<input checked="" type="checkbox"/>

Your weekly notifications will be sent Saturday between 7pm and 9pm.

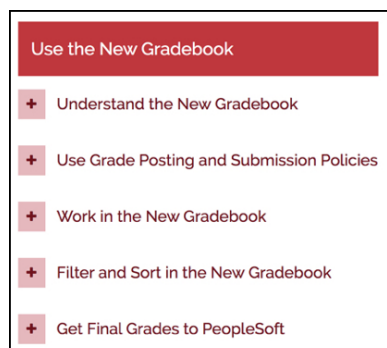
Among instructor notifications preferences, Global Announcements are now available from the Alerts section. Note that, by default, the notification preference is set to "Immediately via email." Other notification channels default to off.

## Tips and Tricks

### Updated Self-Help Guide

The [Assess and Grade Student Work self-help guide](#) has been updated to include information on using Canvas' New Gradebook. The guide walks you through the process of planning, creating, and using methods of assessment and evaluation in Canvas.

### New to Your Classroom Spring Semester?



Whenever you teach in a new classroom it is important to familiarize yourself with the technology to make sure everything works as expected. Use these three steps to prepare:

1. Confirm your classroom  
Go to the Teaching tab of [MyU](#) to locate your room assignments. While in MyU, you can also access and print your class roster as a PDF.
2. Check your tech  
Perform a test run when the room is not in use. For those on the Twin Cities campus: Use [roomsearch.umn.edu](http://roomsearch.umn.edu) to see when your classroom is available, learn about the features, layout, and equipment in your classroom. Classroom equipment instructions on the [OCM website](#) are available.
3. Know your resources  
For those on the Twin Cities campus, you can request a consultation for hands-on training or orientation for classroom equipment and technology. To do so (or to report anything else that needs attention in a general-purpose classroom) call the Classroom Support Hotline at 612-625-1086 or email [atclassrm@umn.edu](mailto:atclassrm@umn.edu).

## Engagement & Learning Opportunities

### Unizin Data Platform (UDP) Hackathon

February 20-21, 2020 Austin, TX

Researchers, Data/Business Analysts, and Developers: register for the [Unizin Data Platform \(UDP\) Hackathon](#)! The event is an amazing opportunity to get hands-on with teaching and learning data and meet fellow University colleagues working with teaching & learning data to solve important problems at their institutions.

### 2020 STAR Symposium

February 28, 2020

Registration is now open for the [2020 STAR Symposium](#). This one-day virtual conference, hosted by our MN State colleagues, consists of presentations that focus on post-secondary pedagogical approaches including delivery via face-to-face, blended, flipped, and online classrooms. Find out more information and register.



## Events

### Academic Technology Support Services offerings:

#### Canvas Basics

January 14, 2020 | 10:30 to 11:30 a.m.

Canvas Basics webinar that includes a review of the Canvas interface, tools and features, course design and delivery options. [Additional details and registration.](#)

#### New Features in the Canvas Gradebook

February 4, 2020 | 2:00 to 2:30 pm

Learn to use sorting, filtering, and arranging so that gradebook reflects how you think about your course. [Additional details and registration.](#)

## Design Challenge: Choose Accessible Learning Content

February 14, 2020 | 11:00 a.m. to Noon

Learn to foster an inclusive learning environment. Being intentional and choosing to make your course accessible minimizes barriers to learning, reduces the need for individual accommodations, and helps to ensure that all students have an equal opportunity to succeed. [Additional details and registration.](#)

## Design Challenge: Online Peer Review with Engaging and Balanced Assessments

February 20, 2020 | 2:00 to 3:00 p.m.

Learn how a basic peer review process can lead to higher levels of engagement and motivation. [Additional details and registration.](#)

## Community Events:



### Canvas Coffee Time

Wednesday, January 8, 2020, 9:30 am,

[Online Zoom link](#)

Join colleagues for Canvas Coffee Time the second Wednesday of the month to share with colleagues what you have discovered or to ask questions you want to be addressed.

### Canvas Clinic

Thursday, January 16, 2020; 12:30 - 3:30 p.m.

The [Canvas Clinic](#) is an opportunity for faculty and instructors to get hands-on support and consultation as they work on Canvas course sites.

Locations:

- Bruininks Hall, 512A, East Bank Campus
- St. Paul: Technology Help Walk-in Location (St. Paul Student Center 4)

Read this message [on the web.](#)



YouTube Channel



Book an online consultation

This email was sent to all Teaching with Technology News subscribers by IT Communications, 101 Pleasant St SE, Room 203, Minneapolis, MN, 55455, USA. The University of Minnesota is an equal opportunity educator and employer.

[subscribe to this newsletter](#) | [unsubscribe from this list](#) | [mass email privacy statement](#)