



Teaching with TECHNOLOGY NEWS



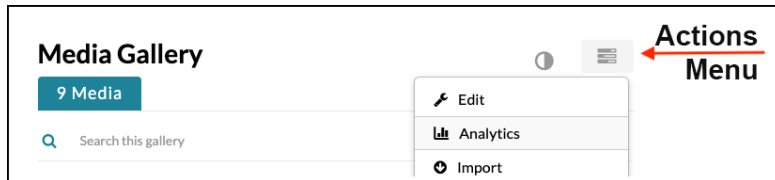
[Tips and Tricks](#)

[Events & Learning Opportunities](#)

Need to know

New Kaltura Course Level Analytics

Media owners now have access to a dashboard summarizing all analytics for Kaltura media in their Canvas course.

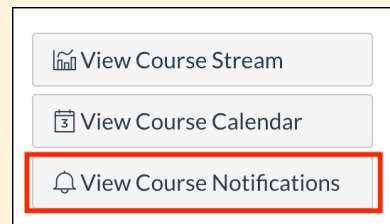


In a Canvas course, when you [add media from Kaltura using the Rich Content Editor](#) or [add Kaltura videos to Media Galleries](#), analytics are collected and media owners can view these analytics including which items are the most popular, who is watching them, and for how long. Canvas teachers access these analytics in the Media Gallery via the Actions menu.

Similar Kaltura analytics are also available for Channels in [Kaltura MediaSpace](#). Channel owners access these analytics via the Actions menu.

Learn more at [Kaltura: View Analytics About Video Usage](#).

Spotlight



Are your students getting the message?

There are multiple ways in Canvas to notify your students of course expectations, due dates, discussions or disruptions that impact them. But are students getting the message? Recent changes to Canvas give students more control over the frequency and channel of course notifications. For this reason, it is important for instructors to [Set Expectations for Student Course Notifications](#).

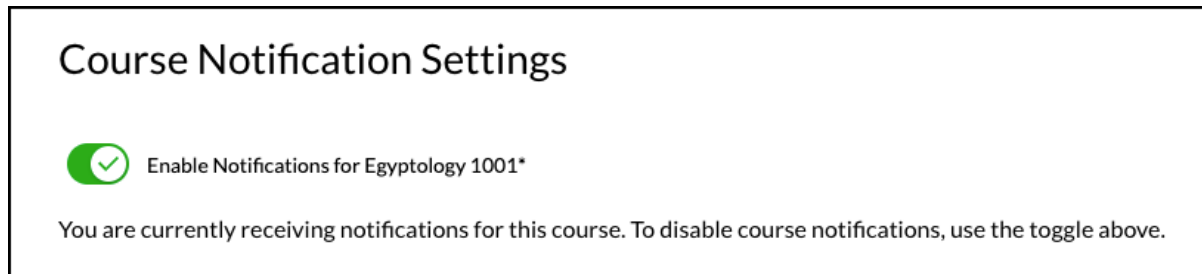
Canvas June Release Highlights

[Instructure](#) releases updates to Canvas monthly. See the complete list of [Canvas updates released on June 20](#). The next Canvas release will be July 18, 2020.



Course-Level Notification Preferences

A major change in this release was the ability for students to [modify notifications at the course level](#) where they can either mute all notifications with a single toggle switch or make precise alterations by notification type.



Canvas: Destiny One

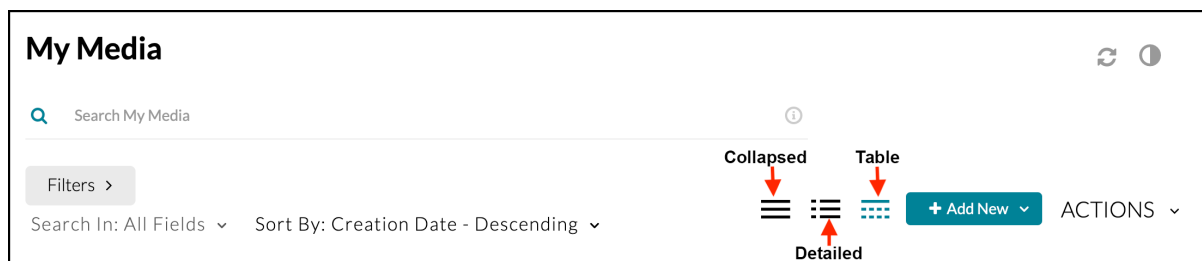
The integration between the [Destiny One Registration System \(DORS\)](#) and Canvas is changing for the better, effective July 2, 2020. A new, stronger triggering event has been created for sending grades from Canvas to Destiny One. If you are a Destiny One user, there is [action required on your part to transition to or adopt the new integration](#).

Tips and Tricks

Canvas: My Media

There are now multiple “view options” in Canvas to view your My Media content:

- Detailed view: default
- Collapsed view: a condensed view of your media
- Table view: more columns of information about the media



Events & Learning Opportunities

Instructors can register for teaching and learning workshops and hands-on learning opportunities to fit their schedules.

Teaching and Learning with Technology Webinars

Creating (or Revising) Online Assessments

July 1, 1 p.m.

Explore a range of online assessment, assignment, and activity strategies to facilitate and measure student learning. From the many available technology tools, learn to select those that most appropriately support the needs of your assessments, your students, and you. [Register for Creating \(or Revising\) Online Assessments.](#)

Synchronous vs. Asynchronous: Using Kaltura and Zoom in Canvas

July 7, 11 a.m.

During this webinar, we will discuss the considerations and limitations when choosing between synchronous and asynchronous teaching strategies as well as the tools and techniques you can use to optimize each modality. [Register for Synchronous vs. Asynchronous.](#)

Are my Students Getting it? Learning Data Can Help

July 9, 11 a.m.

Participants will learn how to access learning data available in Canvas, and be introduced to a framework for using learning data to identify and understand students' needs, enabling instructors to address them with evidence-based practices. [Register for Are my students getting it? Learning data can help.](#)

Using Media in Course Development

July 14, 1 p.m.

In this session we will share strategies instructors can use to create focused video resources for their courses and how to integrate them in learning activities to ensure greater student engagement and deeper learning. [Register for Using Media in Course Development.](#)

Accessible Documents

July 15, 10:00 a.m.

Each semester instructors share with their students many types of digital documents to convey information, communicate ideas and collaborate through Canvas courses and other digital delivery methods. This webinar will cover seven core skills you will need to use to ensure your documents are accessible to all readers. We will focus on Microsoft Word, Google, and PDF document types. [Register for Accessible Documents.](#)

Engaging Students in Online Discussion

July 16, 11 a.m.

During this webinar, we'll discuss course design techniques to engage your online students in discussion with one another and the course content. [Register for Engaging Students in Online Discussion.](#)

Getting Started with Teaching Online

July 27, 11 a.m.

Just because you are not face-to-face with your students doesn't mean you can't 'talk' to them and with them. It's not difficult to prepare audio and video clips to introduce a topic, demonstrate

a process, work out problems, summarize a complex issue, or simply interact. This session will offer you a 'survey course' on tools that can help get started and teaching strategies to use them. [Register for Getting Started with Teaching Online.](#)

Beyond Content: Fostering Online Interaction

July 30, 2 p.m.

In addition to a functional Canvas site and learning materials, online learning requires online interaction. We will consider how you can interact with students efficiently and effectively, and how students can interact with each other for learning and community. Strategies and technology tools will be suggested. [Register for Beyond Content: Fostering Online Interaction.](#)

Canvas Hands On Engagement

Facilitate Groups and Collaborative Work

July 27 - 31, 2020

This workshop explores Canvas Groups, a feature that allows instructors to facilitate group work in a space dedicated to each group within the Canvas environment. Participants will learn how to create and facilitate groups as an instructor. They will also experience group work from the student perspective. By the end of the workshop, participants will have worked with a group to complete and deliver a team project to share with the whole class. Learn more and [register for Facilitate Groups and Collaborative Work.](#)

Begin with Design and Navigation Decisions

Online self-paced

Become familiar with the Canvas interface, learn about Canvas design considerations that make courses easier for students to use and navigate, and plan your own course design. Learn more and [register for Create Content & Assessments.](#)

Create Content & Assessments

Online self-paced

Gain experience creating course content, including pages, quizzes, discussions, and assignments, and learn to organize and deliver course content through Canvas modules. Learn more and [register for Create Content & Assessments.](#)

Read this message [on the web.](#)



YouTube Channel



Request a consultation

This email was sent to all Teaching with Technology News subscribers by IT Communications, 101 Pleasant St SE, Room 203, Minneapolis, MN, 55455, USA. The University of Minnesota is an equal opportunity educator and employer.

