



Teaching with TECHNOLOGY NEWS



[Tips and Tricks](#)

[Learning Opportunities](#)

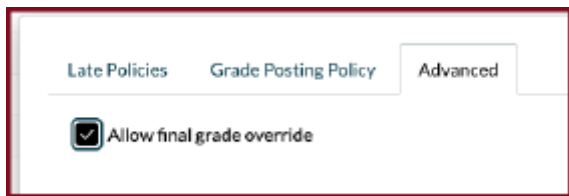
[Events](#)

Need to know

Send Grades to PeopleSoft

You can now [Send Grades to PeopleSoft](#) (video: [Sending Grades to Peoplesoft](#)) right from your Canvas course site. To ensure final grades are submitted properly, watch this video on [Finalizing Your Grades in Canvas](#) (2:40). For more information review the [Spring 2020 End of Semester Checklist](#).

Canvas: New Final Grade Override Feature Enabled



The [Canvas: Final Grade Override](#) allows instructors to enter a final grade for students that is different from the grade automatically calculated by Canvas in the Gradebook. After a grade has been overridden, the student will only see the override grade in the gradebook. The scores for all course work will remain as is, in the gradebook. The original calculated score and grade will not be visible to the student.

Please note: if you use the Final Grade Override tool, when you are ready to submit final grades, you will need to use the [Send Grades to PeopleSoft](#) tool, because [Export Final Grades for Upload](#) will not use the overridden grade.

Canvas April Release Highlights



[Instructure](#) releases updates to Canvas monthly. See the complete list of [Canvas updates released on April 18](#). The next Canvas release will be May 16.

Significant updates include:

- **Assignment Bulk Editing** - The Assignments page now supports [editing all assignment, discussion, and quiz dates in a single page](#).
- **Mute Notification by Course** - Users can now mute notifications for a specific course instead designating notifications on a global level.
Note: If you are adding another instructor to your course as a backup instructor he/she can easily [mute the notifications for that course](#) so they are not overwhelmed by these notices.

Spotlight



The environment for teaching and learning has changed dramatically for you and your students, especially if you are new to teaching in Canvas, Zoom, or other alternative methods. Even though you can't be in the same physical space, you can still create authentic connections and engaging learning experiences through effective use of technology. Go to the [Keep Teaching](#) site to register for daily webinars, explore resources, and connect with experienced academic technology professionals!

- **Assignment Header Menu Speedgrader Link** - [Assignment menus in the Gradebook now include a link to SpeedGrader!](#)
- **Help for Unpublished Courses** - You can now [publish course sites directly from your Canvas dashboard!](#)

New Zoom Security Settings

There is a new way to access Zoom's existing security settings during a meeting. The most recent [Zoom client](#) features a shield icon, labeled **Security** in the dock at the bottom of the meeting screen. Click on the shield to access a menu of options to control participant access and sharing. **Note:** Only hosts and co-hosts can access this menu. To learn more:

- **Read** instructions on how to [Secure Your Zoom Meeting](#) before it occurs, while you are meeting, and after it is over.
- **Watch** a brief demonstration of [In-Meeting Tools to Secure your Zoom Meetings](#) (3:14).



Student Rating of Teaching

The [Student Rating of Teaching \(SRT\)](#) is completed by students to provide input about instructors and the courses they teach. Students will have until 11:59 p.m. on the day of the last scheduled class meeting to complete their rating forms. Learners can access available SRTs on their Canvas course sites or at srt.umn.edu/blue. Instructors can log into Blue (srt.umn.edu/blue) to see all the courses that are open for data collection, and can click in to see response rates. Instructors can refer to the [Guide to Improving Response Rates](#) for more information.

Tips and Tricks

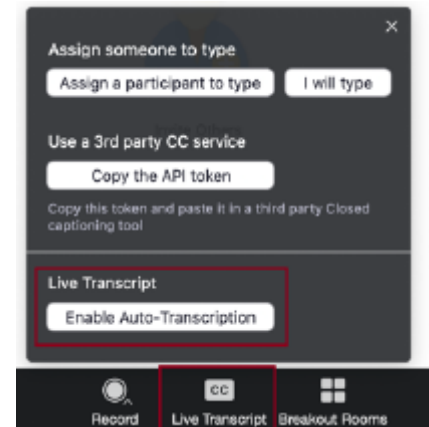
Zoom Automatic Live Transcription

[Zoom](#) now includes an automatic transcription feature that turns spoken words into text, in real-time. This feature should be used for accessibility, but not for accommodation. Transcription improves access to meetings for people who:

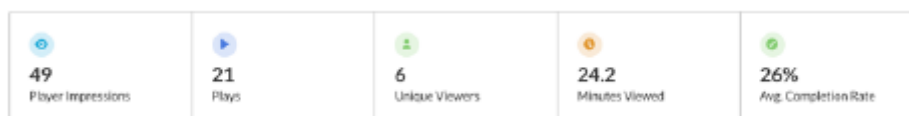
- are in a loud or public space
- do not have access to headphones or speakers
- are English language learners
- benefit from hearing and reading content simultaneously

When in a meeting, hosts can now enable it using the CC/Live Transcript menu in the Zoom toolbar.

Learn how to [Manage Automatic Live Transcription](#) in your Zoom meetings.



Kaltura Analytics for Media Owners



Track and optimize your content by learning more about how, when, and where viewers access your media with the Kaltura analytics dashboard. Media owners can also filter the data available based on a variety of parameters, including location and category.

- [Kaltura: View Analytics About Video Usage](#)
- [Entry Level Analytics](#) (more details)

How to Evaluate a New Technology Tool

Are you getting inundated with calls from vendors trying to tell you why their technology is the best thing for emergency teaching? Although it may seem very appealing to adopt technologies that fulfill a perceived need, there are some [important considerations that you need to keep in](#)



mind.

Canvas: Direct Share feature

[Direct Share](#) allows you to copy individual course items from one course to another and share individual items with other users. This feature allows content to be shared directly in Canvas without having to use a

secondary repository like Commons.

Learning Opportunities

Drop-In Consultation: Monday - Friday, 10 a.m. - 2 p.m.

Drop in for just-in-time teaching and learning support. Consultations can help you meet the challenges of the day, such as on how to prepare for a Zoom session, how to make a recorded Zoom session available to your students, or evaluating your assessment strategies. All questions are welcome! You may also want to chat about how to create a robust learning experience for your students in your summer course. [ATSS academic technology professionals](#) are available for [online consultation](#).

Video Consultations

Are you creating your video presentations to use in your courses? [ATSS Media producers](#) are available to help faculty get started with best practices using desktop video recording software. Contact atss@umn.edu.

Events

Zoom BreakOut Rooms

Thursday, April 30, 11:30 a.m.

Do you use Zoom for teaching? Are you interested in trying out Zoom BreakOut rooms? This session will give you hands-on experience using this great group tool.

[Register for Zoom BreakOut Rooms](#)

Canvas Gradebook - End of Year

Friday, May 1, 11:30 | Tuesday, May 5, 1 p.m. | Wednesday, May 13, 11 a.m.

We'll discuss items you need to attend to as you wrap up the year and finalize grades.

[Register for Canvas Gradebook, May 1](#)

[Register for Canvas Gradebook, May 5](#)

[Register for Canvas Gradebook, May 13](#)

10 things students want their instructors to know about Canvas

Monday, May 4, 12:30 p.m.

Students are continuously in Canvas. A recent UMN student focus group revealed insights on what you can do in your Canvas course site that can help them succeed.

[Register for 10 Things webinar](#)

Accessibility

Thursday, May 7, 1 p.m.

We will cover all things accessibility-related in Canvas. We are available to answer questions about best practices, [UDOIT](#), or accessible exams.

[Register for Accessibility webinar](#)

Using Media in Course Development

Friday, May 8, 11 a.m.

This one-hour webinar highlights two key aspects of using media to enhance teaching and learning: creating video content and integrating media in your course design. We will present strategies faculty can use to create focused video resources for their courses and share examples of how to integrate these videos in learning activities to ensure greater student engagement and deeper learning.

[Register for Using Media in Course Development](#)

Canvas Coffee Time

Wednesday, May 13, 9:30 a.m.

Join colleagues to share what you have discovered or to ask questions you want to be addressed.

[Join Canvas Coffee Time on Zoom](#)



Read this message [on the web](#).



[YouTube Channel](#)



[Book an online consultation](#)

This email was sent to all Teaching with Technology News subscribers by IT Communications, 101 Pleasant St SE, Room 203, Minneapolis, MN, 55455, USA. The University of Minnesota is an equal opportunity educator and employer.

[subscribe to this newsletter](#) | [unsubscribe from this list](#) | [mass email privacy statement](#)